















Level: School of Design Arts and Humanities

Response Rate: 2120/3491 (60.73 %)

1 - Academic Level/Standing: What is your classification at Marymount?					
Response Option	Weight	Frequency	Percent	Percent Responses	Means
Freshman	(1)	549	25.98%		
Sophomore	(2)	465	22.01%		
Junior	(3)	499	23.62%		
Senior	(4)	453	21.44%		
Masters (MA, MBA, MEd., MS, MSN)	(5)	136	6.44%		
Doctoral (DNP, DPT, EdD)	(6)	0	0.00%		
Other	(7)	11	0.52%		
				0 25 50 100	
Response Rate					
2113/3491 (60.53%)					

2 - Overall Learning Experience: How would you rate this course as a learning experience?						
Response Option	Weight	Frequency	Percent	Percent Responses	Means	
Very poor	(1)	41	1.94%		4.18	
Poor	(2)	72	3.42%			
Fair	(3)	297	14.09%			
Good	(4)	763	36.20%			
Excellent	(5)	935	44.35%			
				0 25 50 100	Question	
Response Rate		Mean		STD		Median
2108/3491 (60.38%)		4.18		0.93		4.00

3 - Student Learning and Workload: Please indicate the extent of your agreement with the following statements:						
I was motivated to take responsibility for my own learning in this course.						
Response Option	Weight	Frequency	Percent	Percent Responses	Means	
Strongly disagree	(1)	28	1.33%		4.28	
Disagree	(2)	65	3.08%			
Neutral	(3)	236	11.18%			
Agree	(4)	732	34.68%			
Strongly agree	(5)	1050	49.74%			
				0 25 50 100	Question	
Response Rate		Mean		STD		Median
2111/3491 (60.47%)		4.28		0.88		4.00

3 - Student Learning and Workload: Please indicate the extent of your agreement with the following statements:						
I was challenged to think deeply about the subject matter.						
Response Option	Weight	Frequency	Percent	Percent Responses	Means	
Strongly disagree	(1)	27	1.28%		4.33	
Disagree	(2)	60	2.85%			
Neutral	(3)	224	10.63%			
Agree	(4)	669	31.75%			
Strongly agree	(5)	1127	53.49%			
				0 25 50 100	Question	
Response Rate		Mean		STD		Median
2107/3491 (60.36%)		4.33		0.87		5.00

Level: School of Design Arts and Humanities

Response Rate: 2120/3491 (60.73 %)

3 - Student Learning and Workload: Please indicate the extent of your agreement with the following statements:

I was encouraged to ask my own questions and seek answers.

Response Option	Weight	Frequency	Percent	Percent Responses	Means	
Strongly disagree	(1)	33	1.57%		4.34	
Disagree	(2)	43	2.05%			
Neutral	(3)	221	10.54%			
Agree	(4)	673	32.09%			
Strongly agree	(5)	1127	53.74%			
Response Rate				Mean	STD	Median
2097/3491 (60.07%)				4.34	0.87	5.00

4 - Instructor Responsiveness and Method: Please indicate the extent of your agreement with the following statements regarding Instructor(s) -

The instructor was responsive when students had questions or needed assistance.

Response Option	Weight	Frequency	Percent	Percent Responses	Means	
Strongly disagree	(1)	33	1.56%		4.45	
Disagree	(2)	39	1.84%			
Neutral	(3)	178	8.41%			
Agree	(4)	550	25.99%			
Strongly agree	(5)	1316	62.19%			
Response Rate				Mean	STD	Median
2113/3491 (60.53%)				4.45	0.85	5.00

4 - Instructor Responsiveness and Method: Please indicate the extent of your agreement with the following statements regarding Instructor(s) -

The instructor explained course content in a way I could understand.

Response Option	Weight	Frequency	Percent	Percent Responses	Means	
Strongly disagree	(1)	42	1.99%		4.27	
Disagree	(2)	94	4.46%			
Neutral	(3)	231	10.96%			
Agree	(4)	621	29.46%			
Strongly agree	(5)	1120	53.13%			
Response Rate				Mean	STD	Median
2105/3491 (60.30%)				4.27	0.96	5.00

4 - Instructor Responsiveness and Method: Please indicate the extent of your agreement with the following statements regarding Instructor(s) -

The instructor used teaching methods that helped me learn.

Response Option	Weight	Frequency	Percent	Percent Responses	Means	
Strongly disagree	(1)	62	2.95%		4.19	
Disagree	(2)	108	5.15%			
Neutral	(3)	267	12.72%			
Agree	(4)	597	28.44%			
Strongly agree	(5)	1065	50.74%			
Response Rate				Mean	STD	Median
2096/3491 (60.04%)				4.19	1.03	5.00

Level: School of Design Arts and Humanities

Response Rate: 2120/3491 (60.73 %)

5 - Student Engagement: During class, how often did you engage in learning activities such as: For in-person courses: case studies, discussion groups, projects, problem solving, group work, etc.? For online courses: discussion boards, wikis, chat, blogs, projects, group work, etc.?

Response Option	Weight	Frequency	Percent	Percent Responses	Means	
Never	(1)	38	1.82%		4.04	
Almost never	(2)	90	4.30%			
Sometimes	(3)	445	21.27%			
Fairly often	(4)	695	33.22%			
Very often	(5)	824	39.39%			
Response Rate				Mean	STD	Median
2092/3491 (59.93%)				4.04	0.97	4.00

6 - Grading and Feedback: Please indicate your level of agreement with the following statements about your instructor, Instructor(s). -

I received useful feedback from the instructor.

Response Option	Weight	Frequency	Percent	Percent Responses	Means	
Strongly disagree	(1)	46	2.18%		4.30	
Disagree	(2)	68	3.22%			
Neutral	(3)	232	11.00%			
Agree	(4)	631	29.91%			
Strongly agree	(5)	1133	53.70%			
Response Rate				Mean	STD	Median
2107/3491 (60.36%)				4.30	0.94	5.00

6 - Grading and Feedback: Please indicate your level of agreement with the following statements about your instructor, Instructor(s). -

I received grades and feedback on assignments/tests in a timely manner (as communicated by the instructor).

Response Option	Weight	Frequency	Percent	Percent Responses	Means	
Strongly disagree	(1)	53	2.52%		4.26	
Disagree	(2)	72	3.42%			
Neutral	(3)	253	12.02%			
Agree	(4)	625	29.71%			
Strongly agree	(5)	1101	52.33%			
Response Rate				Mean	STD	Median
2101/3491 (60.18%)				4.26	0.97	5.00

7 - Grading Policies: Please indicate your level of agreement with the following statements:

The grading policies in this course were clear.

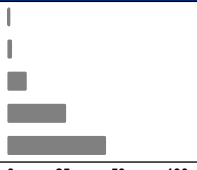
Response Option	Weight	Frequency	Percent	Percent Responses	Means	
Strongly disagree	(1)	38	1.81%		4.31	
Disagree	(2)	64	3.04%			
Neutral	(3)	220	10.46%			
Agree	(4)	675	32.08%			
Strongly agree	(5)	1107	52.61%			
Response Rate				Mean	STD	Median
2104/3491 (60.27%)				4.31	0.91	5.00

Level: School of Design Arts and Humanities

Response Rate: 2120/3491 (60.73 %)

7 - Grading Policies: Please indicate your level of agreement with the following statements:

The grading policies in this course were consistently following.

Response Option	Weight	Frequency	Percent	Percent Responses	Means	
Strongly disagree	(1)	32	1.54%		4.33	
Disagree	(2)	52	2.50%			
Neutral	(3)	218	10.49%			
Agree	(4)	663	31.89%			
Strongly agree	(5)	1114	53.58%			
Response Rate				Mean	STD	Median
2079/3491 (59.55%)				4.33	0.88	5.00