

Level: School of Business and Technology

Response Rate: 1749/2855 (61.26 %)

1 - Academic Level/Standing: What is your classification at Marymount?					
Response Option	Weight	Frequency	Percent	Percent Responses	Means
Freshman	(1)	111	6.38%		
Sophomore	(2)	253	14.53%		
Junior	(3)	364	20.91%		
Senior	(4)	326	18.72%		
Masters (MA, MBA, MEd., MS, MSN)	(5)	548	31.48%		
Doctoral (DNP, DPT, EdD)	(6)	114	6.55%		
Other	(7)	25	1.44%		
				0 25 50 100	
Response Rate					
1741/2855 (60.98%)					

2 - Overall Learning Experience: How would you rate this course as a learning experience?						
Response Option	Weight	Frequency	Percent	Percent Responses	Means	
Very poor	(1)	34	1.97%		4.29	
Poor	(2)	75	4.34%			
Fair	(3)	201	11.63%			
Good	(4)	467	27.03%			
Excellent	(5)	951	55.03%			
				0 25 50 100	Question	
Response Rate		Mean		STD		Median
1728/2855 (60.53%)		4.29		0.97		5.00

3 - Student Learning and Workload: Please indicate the extent of your agreement with the following statements:						
I was motivated to take responsibility for my own learning in this course.						
Response Option	Weight	Frequency	Percent	Percent Responses	Means	
Strongly disagree	(1)	34	1.96%		4.38	
Disagree	(2)	36	2.07%			
Neutral	(3)	174	10.02%			
Agree	(4)	488	28.09%			
Strongly agree	(5)	1005	57.86%			
				0 25 50 100	Question	
Response Rate		Mean		STD		Median
1737/2855 (60.84%)		4.38		0.89		5.00

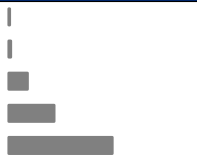
3 - Student Learning and Workload: Please indicate the extent of your agreement with the following statements:						
I was challenged to think deeply about the subject matter.						
Response Option	Weight	Frequency	Percent	Percent Responses	Means	
Strongly disagree	(1)	41	2.37%		4.35	
Disagree	(2)	45	2.60%			
Neutral	(3)	180	10.40%			
Agree	(4)	474	27.40%			
Strongly agree	(5)	990	57.23%			
				0 25 50 100	Question	
Response Rate		Mean		STD		Median
1730/2855 (60.60%)		4.35		0.94		5.00

Level: School of Business and Technology

Response Rate: 1749/2855 (61.26 %)

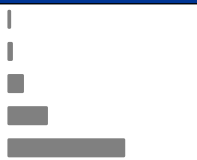
3 - Student Learning and Workload: Please indicate the extent of your agreement with the following statements:

I was encouraged to ask my own questions and seek answers.

Response Option	Weight	Frequency	Percent	Percent Responses	Means	
Strongly disagree	(1)	34	1.98%		4.35	
Disagree	(2)	44	2.56%			
Neutral	(3)	200	11.63%			
Agree	(4)	449	26.12%			
Strongly agree	(5)	992	57.71%			
Response Rate				Mean	STD	Median
1719/2855 (60.21%)				4.35	0.92	5.00

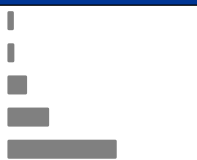
4 - Instructor Responsiveness and Method: Please indicate the extent of your agreement with the following statements regarding Instructor(s) -

The instructor was responsive when students had questions or needed assistance.

Response Option	Weight	Frequency	Percent	Percent Responses	Means	
Strongly disagree	(1)	36	2.02%		4.43	
Disagree	(2)	53	2.98%			
Neutral	(3)	160	8.98%			
Agree	(4)	392	22.01%			
Strongly agree	(5)	1140	64.01%			
Response Rate				Mean	STD	Median
1732/2855 (60.67%)				4.43	0.92	5.00

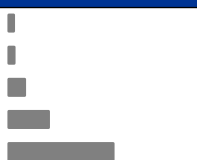
4 - Instructor Responsiveness and Method: Please indicate the extent of your agreement with the following statements regarding Instructor(s) -

The instructor explained course content in a way I could understand.

Response Option	Weight	Frequency	Percent	Percent Responses	Means	
Strongly disagree	(1)	62	3.49%		4.31	
Disagree	(2)	67	3.77%			
Neutral	(3)	190	10.69%			
Agree	(4)	403	22.67%			
Strongly agree	(5)	1056	59.39%			
Response Rate				Mean	STD	Median
1729/2855 (60.56%)				4.31	1.04	5.00

4 - Instructor Responsiveness and Method: Please indicate the extent of your agreement with the following statements regarding Instructor(s) -

The instructor used teaching methods that helped me learn.

Response Option	Weight	Frequency	Percent	Percent Responses	Means	
Strongly disagree	(1)	73	4.13%		4.27	
Disagree	(2)	78	4.42%			
Neutral	(3)	179	10.14%			
Agree	(4)	408	23.10%			
Strongly agree	(5)	1028	58.21%			
Response Rate				Mean	STD	Median
1717/2855 (60.14%)				4.27	1.08	5.00

Level: School of Business and Technology

Response Rate: 1749/2855 (61.26 %)

5 - Student Engagement: During class, how often did you engage in learning activities such as: For in-person courses: case studies, discussion groups, projects, problem solving, group work, etc.? For online courses: discussion boards, wikis, chat, blogs, projects, group work, etc.?

Response Option	Weight	Frequency	Percent	Percent Responses	Means	
Never	(1)	27	1.57%		4.21	
Almost never	(2)	64	3.71%			
Sometimes	(3)	309	17.93%			
Fairly often	(4)	448	26.00%			
Very often	(5)	875	50.78%			
Response Rate				Mean	STD	Median
1723/2855 (60.35%)				4.21	0.97	5.00

6 - Grading and Feedback: Please indicate your level of agreement with the following statements about your instructor, Instructor(s). -

I received useful feedback from the instructor.

Response Option	Weight	Frequency	Percent	Percent Responses	Means	
Strongly disagree	(1)	50	2.81%		4.32	
Disagree	(2)	67	3.76%			
Neutral	(3)	185	10.39%			
Agree	(4)	446	25.06%			
Strongly agree	(5)	1032	57.98%			
Response Rate				Mean	STD	Median
1732/2855 (60.67%)				4.32	0.99	5.00

6 - Grading and Feedback: Please indicate your level of agreement with the following statements about your instructor, Instructor(s). -

I received grades and feedback on assignments/tests in a timely manner (as communicated by the instructor).

Response Option	Weight	Frequency	Percent	Percent Responses	Means	
Strongly disagree	(1)	61	3.45%		4.30	
Disagree	(2)	66	3.74%			
Neutral	(3)	183	10.36%			
Agree	(4)	432	24.45%			
Strongly agree	(5)	1025	58.01%			
Response Rate				Mean	STD	Median
1719/2855 (60.21%)				4.30	1.03	5.00

7 - Grading Policies: Please indicate your level of agreement with the following statements:

The grading policies in this course were clear.

Response Option	Weight	Frequency	Percent	Percent Responses	Means	
Strongly disagree	(1)	43	2.49%		4.39	
Disagree	(2)	47	2.72%			
Neutral	(3)	133	7.71%			
Agree	(4)	473	27.42%			
Strongly agree	(5)	1029	59.65%			
Response Rate				Mean	STD	Median
1725/2855 (60.42%)				4.39	0.92	5.00

Level: School of Business and Technology

Response Rate: 1749/2855 (61.26 %)

7 - Grading Policies: Please indicate your level of agreement with the following statements:

The grading policies in this course were consistently following.

Response Option	Weight	Frequency	Percent	Percent Responses	Means	
Strongly disagree	(1)	41	2.40%		4.39	
Disagree	(2)	42	2.46%			
Neutral	(3)	147	8.61%	■		
Agree	(4)	452	26.46%	■		
Strongly agree	(5)	1026	60.07%	■		
				0 25 50 100	Question	
Response Rate				Mean	STD	Median
1708/2855 (59.82%)				4.39	0.92	5.00