















Level: First Year Experience

Response Rate: 54/94 (57.45 %)

1 - Academic Level/Standing: What is your classification at Marymount?					
Response Option	Weight	Frequency	Percent	Percent Responses	Means
Freshman	(1)	18	33.33%		
Sophomore	(2)	23	42.59%		
Junior	(3)	7	12.96%		
Senior	(4)	4	7.41%		
Masters (MA, MBA, MEd., MS, MSN)	(5)	0	0.00%		
Doctoral (DNP, DPT, EdD)	(6)	0	0.00%		
Other	(7)	2	3.70%		
				0 25 50 100	
Response Rate					
54/94 (57.45%)					

2 - Overall Learning Experience: How would you rate this course as a learning experience?					
Response Option	Weight	Frequency	Percent	Percent Responses	Means
Very poor	(1)	1	1.89%		4.42
Poor	(2)	1	1.89%		
Fair	(3)	5	9.43%		
Good	(4)	14	26.42%		
Excellent	(5)	32	60.38%		
				0 25 50 100	Question
Response Rate		Mean		STD	Median
53/94 (56.38%)		4.42		0.89	5.00

3 - Student Learning and Workload: Please indicate the extent of your agreement with the following statements:					
I was motivated to take responsibility for my own learning in this course.					
Response Option	Weight	Frequency	Percent	Percent Responses	Means
Strongly disagree	(1)	1	1.89%		4.32
Disagree	(2)	0	0.00%		
Neutral	(3)	8	15.09%		
Agree	(4)	16	30.19%		
Strongly agree	(5)	28	52.83%		
				0 25 50 100	Question
Response Rate		Mean		STD	Median
53/94 (56.38%)		4.32		0.87	5.00

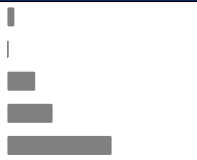
3 - Student Learning and Workload: Please indicate the extent of your agreement with the following statements:					
I was challenged to think deeply about the subject matter.					
Response Option	Weight	Frequency	Percent	Percent Responses	Means
Strongly disagree	(1)	1	1.89%		4.28
Disagree	(2)	0	0.00%		
Neutral	(3)	8	15.09%		
Agree	(4)	18	33.96%		
Strongly agree	(5)	26	49.06%		
				0 25 50 100	Question
Response Rate		Mean		STD	Median
53/94 (56.38%)		4.28		0.86	4.00

Level: First Year Experience

Response Rate: 54/94 (57.45 %)

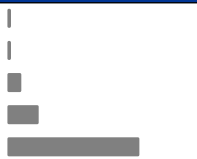
3 - Student Learning and Workload: Please indicate the extent of your agreement with the following statements:

I was encouraged to ask my own questions and seek answers.

Response Option	Weight	Frequency	Percent	Percent Responses	Means	
Strongly disagree	(1)	2	3.77%		4.30	
Disagree	(2)	0	0.00%			
Neutral	(3)	8	15.09%			
Agree	(4)	13	24.53%			
Strongly agree	(5)	30	56.60%			
Response Rate				Mean	STD	Median
53/94 (56.38%)				4.30	0.99	5.00

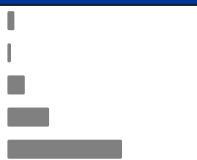
4 - Instructor Responsiveness and Method: Please indicate the extent of your agreement with the following statements regarding Instructor(s) -

The instructor was responsive when students had questions or needed assistance.

Response Option	Weight	Frequency	Percent	Percent Responses	Means	
Strongly disagree	(1)	1	1.89%		4.55	
Disagree	(2)	1	1.89%			
Neutral	(3)	4	7.55%			
Agree	(4)	9	16.98%			
Strongly agree	(5)	38	71.70%			
Response Rate				Mean	STD	Median
53/94 (56.38%)				4.55	0.87	5.00


4 - Instructor Responsiveness and Method: Please indicate the extent of your agreement with the following statements regarding Instructor(s) -

The instructor explained course content in a way I could understand.

Response Option	Weight	Frequency	Percent	Percent Responses	Means	
Strongly disagree	(1)	2	3.77%		4.38	
Disagree	(2)	1	1.89%			
Neutral	(3)	5	9.43%			
Agree	(4)	12	22.64%			
Strongly agree	(5)	33	62.26%			
Response Rate				Mean	STD	Median
53/94 (56.38%)				4.38	1.00	5.00

4 - Instructor Responsiveness and Method: Please indicate the extent of your agreement with the following statements regarding Instructor(s) -

The instructor used teaching methods that helped me learn.

Response Option	Weight	Frequency	Percent	Percent Responses	Means	
Strongly disagree	(1)	2	3.77%		4.40	
Disagree	(2)	1	1.89%			
Neutral	(3)	4	7.55%			
Agree	(4)	13	24.53%			
Strongly agree	(5)	33	62.26%			
Response Rate				Mean	STD	Median
53/94 (56.38%)				4.40	0.99	5.00

Level: First Year Experience

Response Rate: 54/94 (57.45 %)

5 - Student Engagement: During class, how often did you engage in learning activities such as: For in-person courses: case studies, discussion groups, projects, problem solving, group work, etc.? For online courses: discussion boards, wikis, chat, blogs, projects, group work, etc.?

Response Option	Weight	Frequency	Percent	Percent Responses	Means	
Never	(1)	1	1.92%		4.50	
Almost never	(2)	0	0.00%			
Sometimes	(3)	1	1.92%			
Fairly often	(4)	20	38.46%			
Very often	(5)	30	57.69%			
Response Rate				Mean	STD	Median
52/94 (55.32%)				4.50	0.73	5.00

6 - Grading and Feedback: Please indicate your level of agreement with the following statements about your instructor, Instructor(s). -

I received useful feedback from the instructor.

Response Option	Weight	Frequency	Percent	Percent Responses	Means	
Strongly disagree	(1)	1	1.89%		4.34	
Disagree	(2)	2	3.77%			
Neutral	(3)	6	11.32%			
Agree	(4)	13	24.53%			
Strongly agree	(5)	31	58.49%			
Response Rate				Mean	STD	Median
53/94 (56.38%)				4.34	0.96	5.00

6 - Grading and Feedback: Please indicate your level of agreement with the following statements about your instructor, Instructor(s). -

I received grades and feedback on assignments/tests in a timely manner (as communicated by the instructor).

Response Option	Weight	Frequency	Percent	Percent Responses	Means	
Strongly disagree	(1)	1	1.92%		4.37	
Disagree	(2)	2	3.85%			
Neutral	(3)	3	5.77%			
Agree	(4)	17	32.69%			
Strongly agree	(5)	29	55.77%			
Response Rate				Mean	STD	Median
52/94 (55.32%)				4.37	0.91	5.00

7 - Grading Policies: Please indicate your level of agreement with the following statements:

The grading policies in this course were clear.







Response Option	Weight	Frequency	Percent	Percent Responses	Means	
Strongly disagree	(1)	2	3.77%		4.47	
Disagree	(2)	0	0.00%			
Neutral	(3)	4	7.55%			
Agree	(4)	12	22.64%			
Strongly agree	(5)	35	66.04%			
Response Rate				Mean	STD	Median
53/94 (56.38%)				4.47	0.93	5.00

Level: First Year Experience

Response Rate: 54/94 (57.45 %)

7 - Grading Policies: Please indicate your level of agreement with the following statements:

The grading policies in this course were consistently following.

Response Option	Weight	Frequency	Percent	Percent Responses	Means
Strongly disagree	(1)	2	3.77%		
Disagree	(2)	0	0.00%		
Neutral	(3)	3	5.66%		
Agree	(4)	14	26.42%		
Strongly agree	(5)	34	64.15%		
				0 25 50 100	Question
Response Rate			Mean	STD	Median
53/94 (56.38%)			4.47	0.91	5.00