

















Level: Center for Teaching and Learning

Response Rate: 37/99 (37.37 %)

1 - Academic Level/Standing: What is your classification at Marymount?					
Response Option	Weight	Frequency	Percent	Percent Responses	Means
Freshman	(1)	17	45.95%		
Sophomore	(2)	11	29.73%		
Junior	(3)	7	18.92%		
Senior	(4)	2	5.41%		
Masters (MA, MBA, MEd., MS, MSN)	(5)	0	0.00%		
Doctoral (DNP, DPT, EdD)	(6)	0	0.00%		
Other	(7)	0	0.00%		
				0 25 50 100	
Response Rate					
37/99 (37.37%)					

2 - Overall Learning Experience: How would you rate this course as a learning experience?						
Response Option	Weight	Frequency	Percent	Percent Responses	Means	
Very poor	(1)	0	0.00%		4.56	
Poor	(2)	1	2.78%			
Fair	(3)	2	5.56%			
Good	(4)	9	25.00%			
Excellent	(5)	24	66.67%			
				0 25 50 100	Question	
Response Rate		Mean		STD		Median
36/99 (36.36%)		4.56		0.73		5.00

3 - Student Learning and Workload: Please indicate the extent of your agreement with the following statements:						
I was motivated to take responsibility for my own learning in this course.						
Response Option	Weight	Frequency	Percent	Percent Responses	Means	
Strongly disagree	(1)	0	0.00%		4.51	
Disagree	(2)	1	2.70%			
Neutral	(3)	2	5.41%			
Agree	(4)	11	29.73%			
Strongly agree	(5)	23	62.16%			
				0 25 50 100	Question	
Response Rate		Mean		STD		Median
37/99 (37.37%)		4.51		0.73		5.00

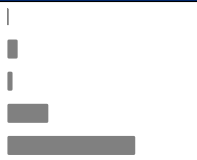
3 - Student Learning and Workload: Please indicate the extent of your agreement with the following statements:						
I was challenged to think deeply about the subject matter.						
Response Option	Weight	Frequency	Percent	Percent Responses	Means	
Strongly disagree	(1)	0	0.00%		4.59	
Disagree	(2)	1	2.70%			
Neutral	(3)	2	5.41%			
Agree	(4)	8	21.62%			
Strongly agree	(5)	26	70.27%			
				0 25 50 100	Question	
Response Rate		Mean		STD		Median
37/99 (37.37%)		4.59		0.72		5.00

Level: Center for Teaching and Learning

Response Rate: 37/99 (37.37 %)

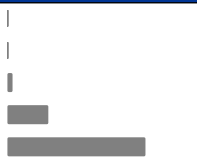
3 - Student Learning and Workload: Please indicate the extent of your agreement with the following statements:

I was encouraged to ask my own questions and seek answers.

Response Option	Weight	Frequency	Percent	Percent Responses	Means	
Strongly disagree	(1)	0	0.00%		4.56	
Disagree	(2)	2	5.56%			
Neutral	(3)	1	2.78%			
Agree	(4)	8	22.22%			
Strongly agree	(5)	25	69.44%			
Response Rate				Mean	STD	Median
36/99 (36.36%)				4.56	0.81	5.00


4 - Instructor Responsiveness and Method: Please indicate the extent of your agreement with the following statements regarding Instructor(s) -

The instructor was responsive when students had questions or needed assistance.

Response Option	Weight	Frequency	Percent	Percent Responses	Means	
Strongly disagree	(1)	0	0.00%		4.72	
Disagree	(2)	0	0.00%			
Neutral	(3)	1	2.78%			
Agree	(4)	8	22.22%			
Strongly agree	(5)	27	75.00%			
Response Rate				Mean	STD	Median
36/99 (36.36%)				4.72	0.51	5.00


4 - Instructor Responsiveness and Method: Please indicate the extent of your agreement with the following statements regarding Instructor(s) -

The instructor explained course content in a way I could understand.

Response Option	Weight	Frequency	Percent	Percent Responses	Means	
Strongly disagree	(1)	0	0.00%		4.81	
Disagree	(2)	0	0.00%			
Neutral	(3)	1	2.78%			
Agree	(4)	5	13.89%			
Strongly agree	(5)	30	83.33%			
Response Rate				Mean	STD	Median
36/99 (36.36%)				4.81	0.47	5.00

4 - Instructor Responsiveness and Method: Please indicate the extent of your agreement with the following statements regarding Instructor(s) -

The instructor used teaching methods that helped me learn.

Response Option	Weight	Frequency	Percent	Percent Responses	Means	
Strongly disagree	(1)	0	0.00%		4.78	
Disagree	(2)	0	0.00%			
Neutral	(3)	1	2.78%			
Agree	(4)	6	16.67%			
Strongly agree	(5)	29	80.56%			
Response Rate				Mean	STD	Median
36/99 (36.36%)				4.78	0.48	5.00

Level: Center for Teaching and Learning

Response Rate: 37/99 (37.37 %)

5 - Student Engagement: During class, how often did you engage in learning activities such as: For in-person courses: case studies, discussion groups, projects, problem solving, group work, etc.? For online courses: discussion boards, wikis, chat, blogs, projects, group work, etc.?

Response Option	Weight	Frequency	Percent	Percent Responses	Means	
Never	(1)	0	0.00%		4.38	
Almost never	(2)	0	0.00%			
Sometimes	(3)	4	10.81%			
Fairly often	(4)	15	40.54%			
Very often	(5)	18	48.65%			
Response Rate				Mean	STD	Median
37/99 (37.37%)				4.38	0.68	4.00

6 - Grading and Feedback: Please indicate your level of agreement with the following statements about your instructor, Instructor(s). -

I received useful feedback from the instructor.

Response Option	Weight	Frequency	Percent	Percent Responses	Means	
Strongly disagree	(1)	0	0.00%		4.65	
Disagree	(2)	0	0.00%			
Neutral	(3)	3	8.11%			
Agree	(4)	7	18.92%			
Strongly agree	(5)	27	72.97%			
Response Rate				Mean	STD	Median
37/99 (37.37%)				4.65	0.63	5.00

6 - Grading and Feedback: Please indicate your level of agreement with the following statements about your instructor, Instructor(s). -

I received grades and feedback on assignments/tests in a timely manner (as communicated by the instructor).

Response Option	Weight	Frequency	Percent	Percent Responses	Means	
Strongly disagree	(1)	0	0.00%		4.65	
Disagree	(2)	0	0.00%			
Neutral	(3)	2	5.41%			
Agree	(4)	9	24.32%			
Strongly agree	(5)	26	70.27%			
Response Rate				Mean	STD	Median
37/99 (37.37%)				4.65	0.59	5.00

7 - Grading Policies: Please indicate your level of agreement with the following statements:

The grading policies in this course were clear.


Response Option	Weight	Frequency	Percent	Percent Responses	Means	
Strongly disagree	(1)	0	0.00%		4.68	
Disagree	(2)	1	2.70%			
Neutral	(3)	1	2.70%			
Agree	(4)	7	18.92%			
Strongly agree	(5)	28	75.68%			
Response Rate				Mean	STD	Median
37/99 (37.37%)				4.68	0.67	5.00

Level: Center for Teaching and Learning

Response Rate: 37/99 (37.37 %)

7 - Grading Policies: Please indicate your level of agreement with the following statements:

The grading policies in this course were consistently following.

Response Option	Weight	Frequency	Percent	Percent Responses	Means	
Strongly disagree	(1)	0	0.00%		 <p>4.62</p>	
Disagree	(2)	2	5.41%	█		
Neutral	(3)	1	2.70%	█		
Agree	(4)	6	16.22%	█		
Strongly agree	(5)	28	75.68%	█		
				0 25 50 100	Question	
Response Rate				Mean	STD	Median
37/99 (37.37%)				4.62	0.79	5.00