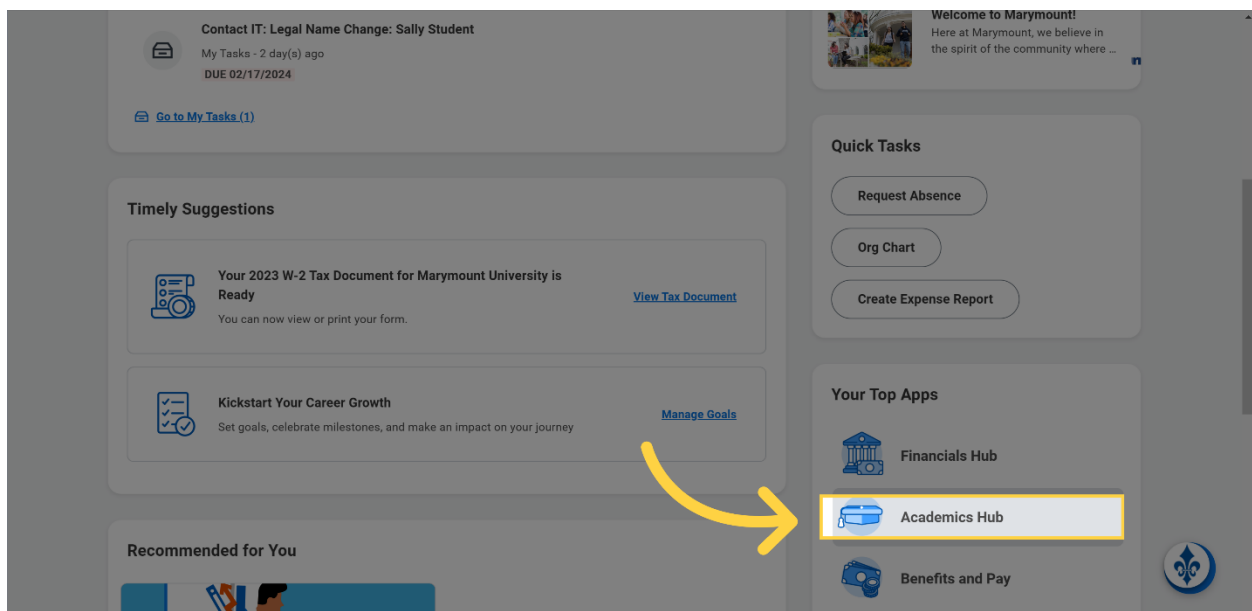


For Students: Academics Hub Overview in Workday

Explore the Academics Hub within Workday, catering to students' needs for academic tracking and management. This guide will walk you through accessing academic records, progress, and current class details effortlessly.

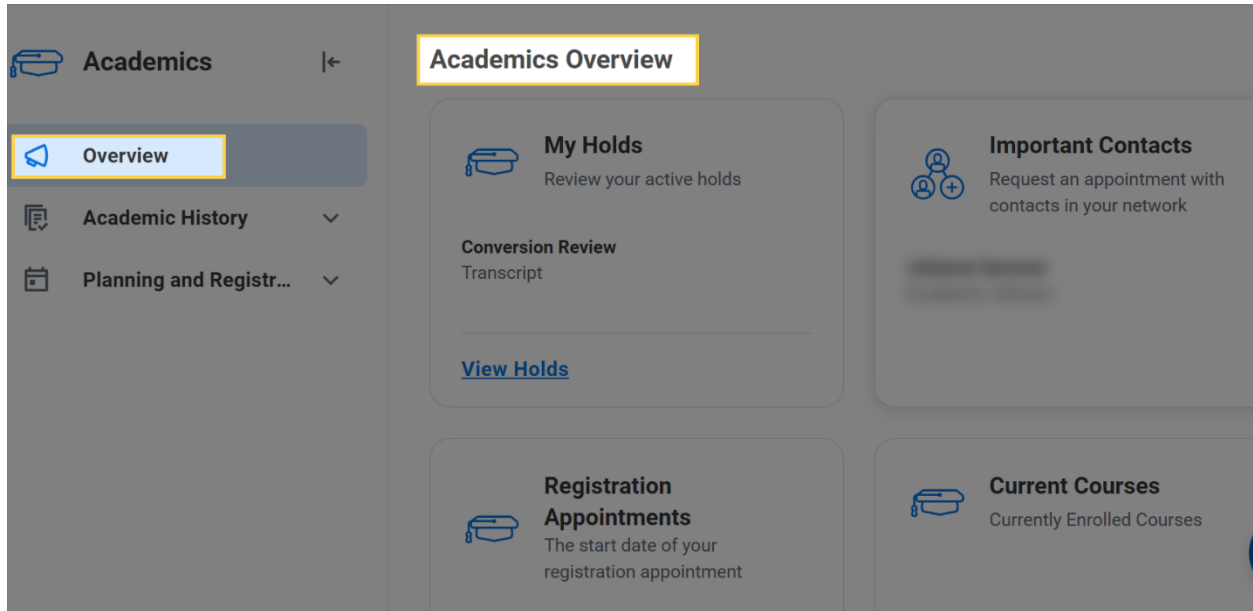
1. Academics Hub App

The Academics Hub app in Workday is a one stop shop for student tasks and information. To access the Academics Hub app, scroll to the Your Top Apps tile on the Workday main page and click on the Academics Hub icon.



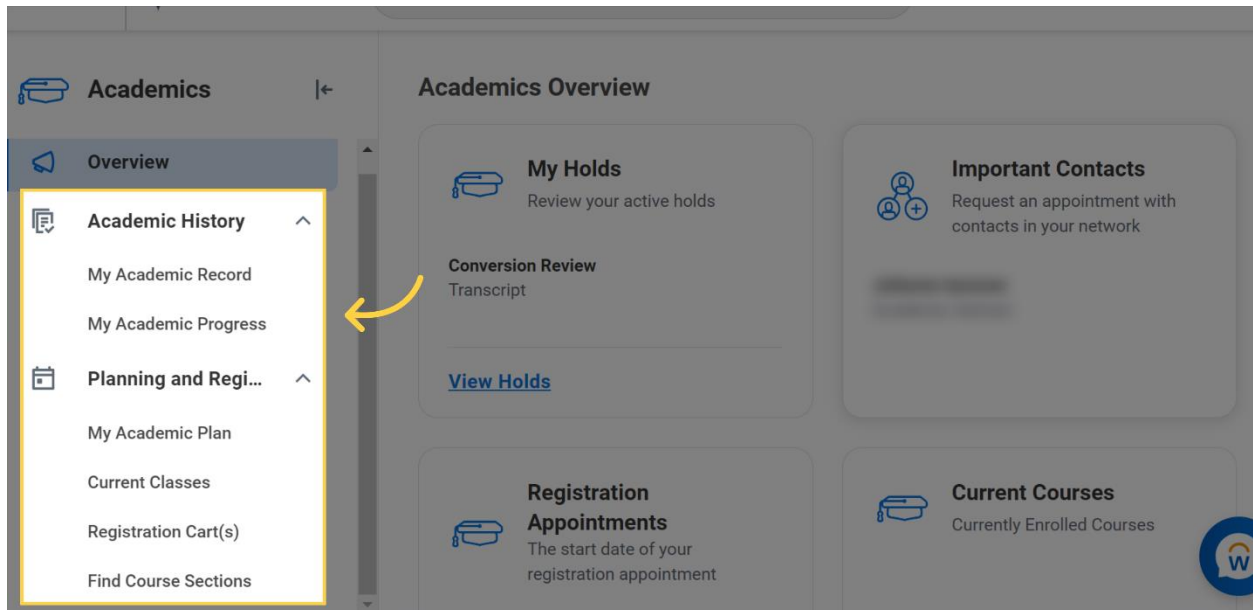
2. Academics Overview

On the Academic Overview screen, you can easily see things like any holds on your account, important contacts which will include the name of your academic advisor and your next registration appointment.



3. Academics Hub Side Bar Menu

The Academics Hub app also has additional tabs which are navigable from the side bar menu on the left. You can click on any of these tabs to view additional content about your academic profile at Marymount University.



4. View My Academic Record

Under Academic History, you can view your Academic Record.

View My Academic Record

Student: Sally Student

College of Business, Innovation, Leadership, and Technology/Graduate (Business Administration (MBA))

Institution: Marymount University

Coursework

Academic Period: Fall 2023

Enrollments: 3 items

	Course	Grade	Grade Points	Credits	Earned Grade Points
Q	MBA 511 - Management Foundations	A-	3.700	3	11.100
Q	MBA 512 - Accounting for Managers	B-	2.700	3	8.100
Q	MBA 515 - Behavior Mgt in Organizations	A-	3.700	3	11.100
				Total:	9 30.300

Academic Period Totals

Credits Attempted: 9

5. View My Academic Progress

You can also review your academic progress.

View My Academic Progress

College of Business, Innovation, Leadership, and Technology/Graduate (Business Administration (MBA))

Cumulative GPA Including Transfer: 3.367

Unused Registrations: 0

Business Administration (MBA) Requirements

Requirements Effective: 08/28/2023 | Last Evaluated: 02/28/2024 01:42:00 AM GMT-05:00 Eastern Time (New York)

Program Required Credits: 1 item

Credits Defined	Credits in Progress	Credits Satisfying	Remaining	Status
36	12	9	Minimum 27 Credit(s)	Not Satisfied

Requirements Not Assigned: 8

20 items

Requirement	Status	Remaining	Registrations Used	Academic Period	Credits	Grade
Satisfied With						

6. Planning and Registration Options

Under the Planning and Registration tab, you can click to view the following sub-sections of information, including My Academic Plan My Current Classes My Registration Carts and Find Course Sections.

The screenshot shows the Marymount University Academics Hub interface. The user is logged in as Sally Student. The main navigation menu on the left includes: Academics, Overview, Academic History, My Academic Record, My Academic Progress, Planning and Registr..., My Academic Plan, Current Classes, Registration Cart(s), and Find Course Sections. The 'Planning and Registr...' option is highlighted with a yellow box, and a yellow arrow points to it. The main content area displays 'View My Courses' for 'Business Administration (MBA) (M.B.A.)' in 'Summer 2024'. A 'Calendar View' button is visible. Below, a table shows 'My Enrolled Courses' with one item: 'MBA 626 - Strategic Mgmt Seminar' (3 Credits, Graded, Section: MBA 626-A - Strategic Mgmt Seminar, Instructional Format: Lecture, Delivery Mode: Face to Face). The 'Enrolled Credits' are 3, and the 'Summer Load Status' is 1/2-time.

Course Listing	Credits	Grading Basis	Section	Instructional Format	Delivery Mode
MBA 626 - Strategic Mgmt Seminar	3	Graded	MBA 626-A - Strategic Mgmt Seminar	Lecture	Face to Face

In this guide, you learned how to access the Academics Hub and find your Academic Advisor in Workday. By following the provided instructions, you can easily locate the necessary information and connect with your Academic Advisor.

For additional training materials and videos, please go to:

[HTTPS://MY.MARYMOUNT.EDU/QUICK-LINKS/WORKDAY-AT-MARYMOUNT](https://my.marymount.edu/quick-links/workday-at-marymount)